

# FIXED HEIGHT STAIRS FIX

8031

---



**NIJL Aircraft Docking**  
Punterweg 4  
8042 PB Zwolle  
The Netherlands

T +31 382 028 020  
E [info@nijlgroup.com](mailto:info@nijlgroup.com)

[www.aircraftdocking.com](http://www.aircraftdocking.com)

FIX V2 17-4-2023



**NIJL**<sup>®</sup>  
aircraftdocking

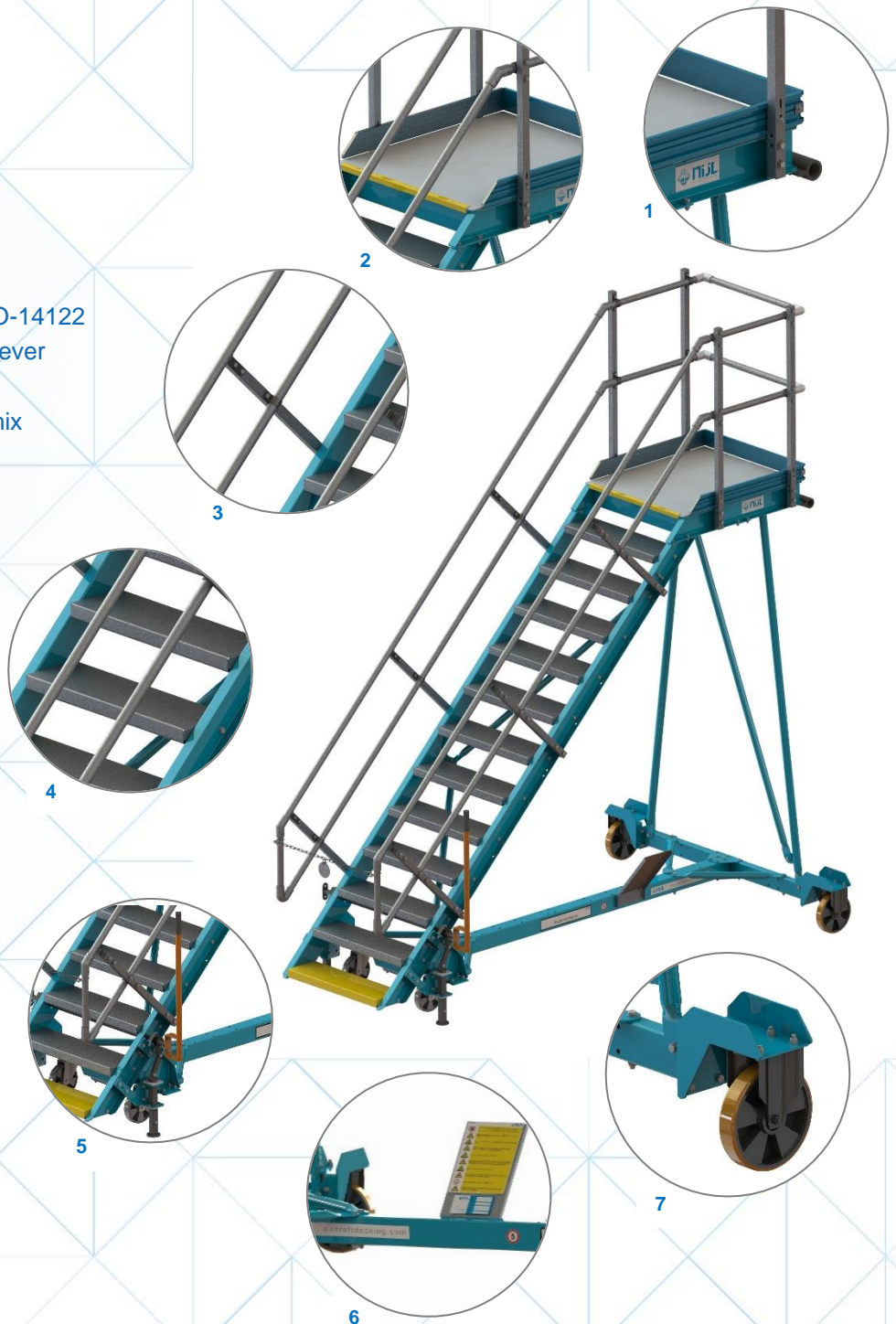
# FIXED HEIGHT STAIRS 8031

## Key Benefits

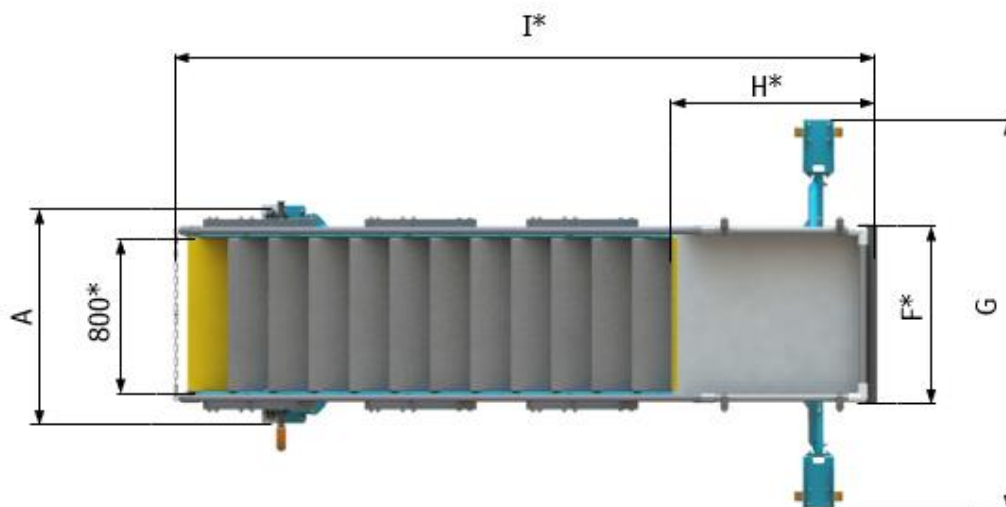
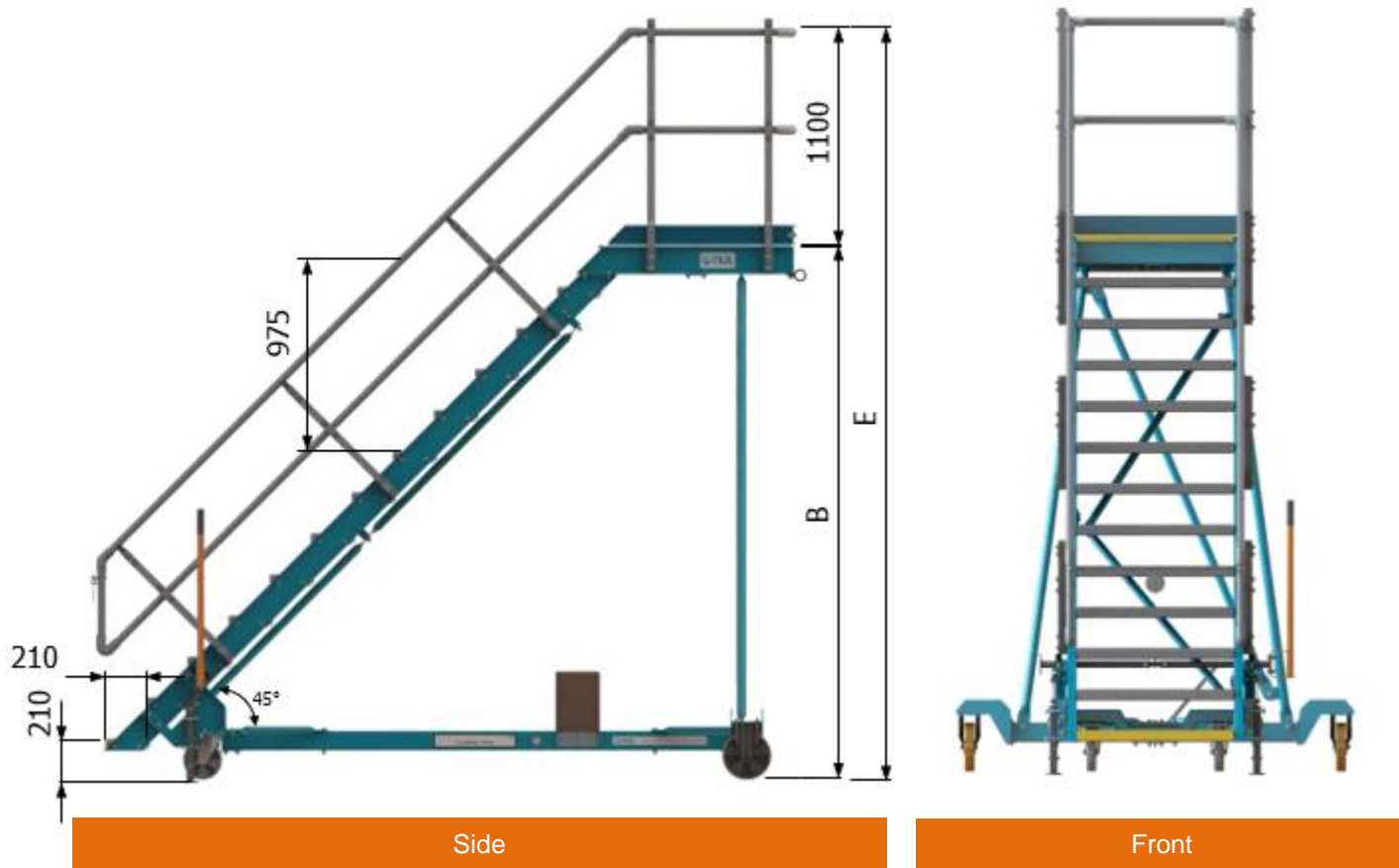
- + Design according to NEN-EN-ISO-14122
- + Quick jacking device with single lever
- + Robust and stable design
- + Lightweight because of optimal mix of steel and aluminium
- + Easy to manoeuvre
- + Available in different heights
- + Modular design configurable to customer needs

## Baseline specifications

- 1 Black non-staining rubber protection
- 2 Non-skid aluminium flooring
- 3 Aluminium handrail and guardrail
- 4 Non-skid aluminium steps
- 5 Quick jacking device with single lever
- 6 Labels and signage
- 7 Polyurethane castor wheels



# VIEW



Top

*\*Dimensions subject to selected options*

# DIMENSIONS

<b>BASELINE STAIRS</b>	<b>A</b>	<b>B</b>	<b>C</b>	<b>D</b>	<b>E</b>	<b>F</b>	<b>G</b>	<b>H</b>	<b>I</b>	<b>Approx Weight kg</b>
<b>8031-FIX07T800</b>	1135	1470	-	-	2625	1020	2020	1000	2260	275
<b>8031-FIX08T800</b>	1135	1680	-	-	2835	1020	2020	1000	2470	275
<b>8031-FIX09T800</b>	1135	1890	-	-	3045	1020	2020	1000	2680	300
<b>8031-FIX10T800</b>	1135	2100	-	-	3255	1020	2020	1000	2890	325
<b>8031-FIX11T800</b>	1135	2310	-	-	3465	1020	2020	1000	3100	325
<b>8031-FIX12T800</b>	1135	2520	-	-	3675	1020	2020	1000	3310	350
<b>8031-FIX13T800</b>	1830	2730	-	-	3885	1020	2820	1000	3520	350
<b>8031-FIX14T800</b>	1830	2940	-	-	4095	1020	2820	1000	3730	425
<b>8031-FIX15T800</b>	1830	3150	-	-	4305	1020	2820	1000	3940	425
<b>8031-FIX16T800</b>	1830	3360	-	-	4515	1020	2820	1000	4150	450
<b>8031-FIX17T800</b>	1830	3570	-	-	4725	1020	2820	1000	4360	450
<b>8031-FIX18T800</b>	1830	3780	-	-	4935	1020	2820	1000	4570	475
<b>8031-FIX19T800</b>	1830	3990	-	-	5145	1020	2820	1000	4780	500
<b>8031-FIX20T800 *</b>	1830	4200	-	-	5355	1020	2820	1000	4990	500
<b>8031-FIX21T800 *</b>	1830	4410	-	-	5565	1020	2820	1000	5200	525
<b>8031-FIX22T800 *</b>	1830	4620	-	-	5775	1020	2820	1000	5410	550
<b>8031-FIX23T800 *</b>	1830	4830	-	-	5985	1020	2820	1000	5620	550
<b>8031-FIX24T800 *</b>	1830	5040	-	-	6195	1020	2820	1000	5830	575

*\*Deviation from applicable standards*

# SPECIFICATIONS

GENERAL	
In- outdoor usage	Indoor (hangar) and Outdoor (apron) usage
Movability	Movable by 1 - 2 person(s)
Signage	Labels and signage
Standards	NEN-EN-ISO-14122 (2016)
Type NIJL	FIX
MATERIAL	
Corrosion protection	Paint system C3 RAL 5012 / RAL 5017 <i>Optional: other colours or hot dipped galvanized</i>
Main construction	Steel
Hand railing	Aluminium
Padding	Black non-staining rubber protection
Platform flooring	Aluminium, non-skid checker plate   <i>Optional: other flooring</i>
Steps	Aluminium, non-skid (first and last step: RAL 1023 yellow)
Wheels	Low Speed polyurethane wheels max. 5 km/h   <i>Optional: High Speed</i>
TECHNICAL	
Platform height (fixed)	See table
Handrail and guardrail height	According to standard
Inclination	45 degrees
Max. load	1 person per step and max. 250 kg on the entire stair/platform
Number of steps	See table
Platform dimensions (WxD)	See table   <i>Optional: Other dimensions</i>
Step width	800mm standard   <i>Optional: Other widths</i>
Weight	See table
<i>Stairs available in various configurations. Please consult NIJL for exact specifications and clarifications</i>	



# OPTIONS GENERAL

## Step Width Variants

- + Step width variants: 600 or 1000 mm  
(standard: 800 mm)



## Platform Dimensions and Flooring

- + Aluminium perforated plate or marine plywood with anti-skid surface  
(standard: aluminium checker plate)
- + Platform dimensions: 2000 x 1500 mm / 2500 x 1500 mm / 3000 x 1500 mm  
(standard: 900 x 1000 mm)  
*Other platform dimensions upon request*




## Corrosion Protection

- + Paint system C3 colour on customer request  
or hot dipped galvanized steel frame  
(standard: RAL5012 / RAL5017)



## Safety Protection and Visibility Package

- + Additional non-staining rubber protection
- + Reflector and high visibility markings
- + Striking colour on hand railing and/or guard railing  
(standard: orange RAL2004 for movable parts)



# OPTIONS MOBILITY

## Low Speed Towbar Package

- + Galvanized steel
- + Yellow/black markings
- + Secured storage
- + Additional labels and signage
- + Max 5 km/h



## High Speed Wheel Set Package

- + Full rubber wheels
- + Integrated towbar
- + Storage position next to staircase
- + Additional labels and signage
- + Allowable speed 15 - 25 km/h  
(depending on stair configuration)



# OPTIONS WORK PLATFORM

---

## E&E Compartment and Avionics Bay Access Package

- + Design according to NEN-EN-ISO-14122
- + Designed to conform with local aircraft geometry and access to Electronic and Equipment (E&E) compartment and Avionics Bay
- + Height adjustable ladder to access compartment
- + Manual height adjustment by winch system with integrated pawl lock mechanism
- + Operated from ground level with visuals on compartment door
- + Large fixed height working platform with fully retractable ladder underneath platform floor
- + Fully enclosed platform by flexible railing system for fall protection
- + Additional height adjustable railing to enclose space while using the ladder



## Trimmable Horizontal Stabilizer Compartment Access Package

- + Design according to NEN-EN-ISO-14122
- + Designed to conform with local aircraft geometry and access to Trimmable Horizontal Stabilizer (THS) compartment
- + Height adjustable ladder to access compartment
- + Manual height adjustment by winch system with integrated pawl lock mechanism
- + Operated from ground level with visuals on compartment door
- + Large fixed height working platform with fully retractable ladder underneath platform floor
- + Fully enclosed platform by flexible railing system for fall protection
- + Additional height adjustable railing to enclose space while using the ladder
- + Platform dimensions: 2300 x 1500 mm
- Other platform dimensions upon request*





# OPTIONS CARGO DOOR ACCESS

## Cargo Door Access Package

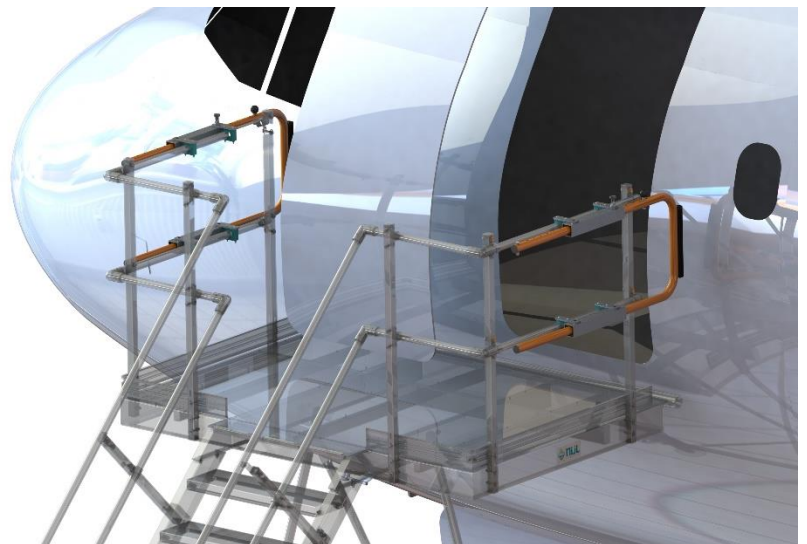
- + Design according to NEN-EN-ISO-14122
- + Steel platform frame in selected colour or galvanized on customer request
- + Dedicated wheel support frame with stabilizer jacks on platform side for robustness and stability
- + Non-staining rubber protection on items close to aircraft skin
  
- + Fixed aluminium railing system conforming with aircraft fuselage curvature
- + Slidable side railing with locking system included to minimize gap between platform railing and aircraft fuselage
- + Slidable side railing is manual adjustable with incremental settings for extension and retraction
- + Slidable side railing in colour RAL2004
  
- + Applicable labels and signage
- + Available platform dimensions
  - 2000 x 1500 mm
  - 2500 x 1500 mm
  - 3000 x 1500 mm*Other platform dimensions and/or straight railing insert type upon request*



# OPTIONS PAX DOOR ACCESS

## Passenger Door Access Package

- + Design according to NEN-EN-ISO-14122
- + Steel platform frame in selected colour or galvanized on customer request
- + Dedicated wheel support frame with stabilizer jacks on platform side for robustness and stability
- + Non-staining rubber protection on items close to aircraft skin
  
- + Fixed aluminium railing system
- + Slidable side railing with locking system included to minimize gap between platform railing and aircraft fuselage
- + Slidable side railing is manual adjustable with incremental settings for extension and retraction
- + Slidable side railing in colour RAL2004
  
- + Applicable labels and signage
- + Available platform dimensions
  - 2000 x 1500 mm
  - 2500 x 1500 mm
  - 3000 x 1500 mm*Other platform dimensions upon request*



*The information in this publication was compiled with the greatest care; nevertheless, no rights may be derived from this publication.*