








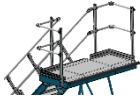












Optional

Component	Standard		Optional	Remarks
Wheels Platform side	 <p>Full Rubber Wheel</p>	or	 <p>Swivel / Fixed Castor Wheel</p>	
Wheels Stairs side	 <p>Low Speed (5km/h)</p>	or	 <p>High Speed (25km/h)</p>	Towbar included in case of High Speed Wheel Option
Brake system	 <p>Double-brake Swivel Wheel</p>	or	 <p>Manual Jacking (Work)</p>	Foot deflector always included on stairway side
Step width	 <p>800 mm</p>	or	 <p>600 mm or 1000 mm</p>	
Platform (WxD)	 <p>900mm x 1000mm (FIX/MPS) 2000mm x 1250mm (SFS) 1100mm x 1000mm (VHS)</p>	or	 <p>2000mm x 1000mm (FIX) 2000mm x 1250mm (MPS) 3000mm x 1500mm (FIX/SFS)</p>	
Flooring material	 <p>Aluminium tear plate</p>	or	 <p>Fortodeck / Marine Plywood</p>	Other flooring materials upon request
Contour adjustment	not included		 <p>Cockpit Window Cargo Door Opening</p>	Depending on aircraft access area
Guardrail extension	not included		 <p>PAX Door Fuselage OR Cargo Door Fuselage</p>	Depending on aircraft access area
Platform gates	not included			Depending on aircraft access area

Optional

Component	Standard		Optional	Remarks
Padding	 <p>Standard protection</p>	or	 <p>Additional protection</p>	Depending on aircraft access area
Colour	 <p>RAL 5012</p>	or		For steel main construction only
Tow bar	not included	or		Included for High Speed Wheel option
Electrical mover	not included	or		

NIJL Aircraft Docking 2.0 B.V.

Punterweg 4, 8042 PB Zwolle

The Netherlands

T: +31 38 202 8020

E: info@aircraftdocking.com

www.aircraftdocking.com